

Using the Panopto App for iOS

2018

School of
**Contemporary Teaching
& Learning**

St. Lawrence College

Table of Contents

Downloading the Panopto App for iOS.....	1
Using the App for the First Time.....	1
Create Recordings.....	2
Upload Existing Videos.....	3


Using Panopto with iOS Devices

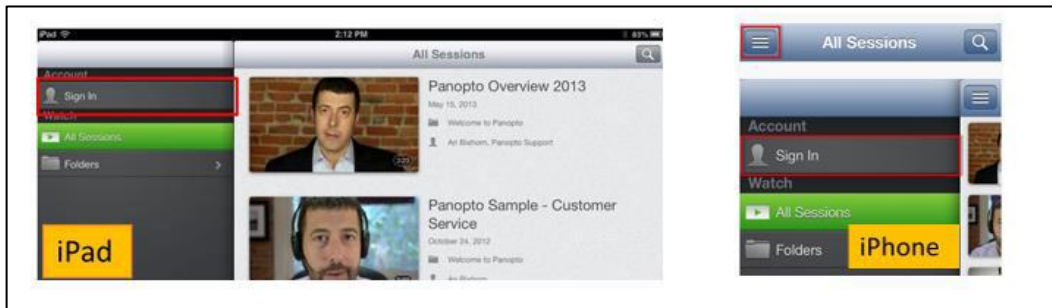
Downloading the Panopto App for iOS

Panopto has an App that is compatible with all iOS devices (phones & tablets). To download the app,

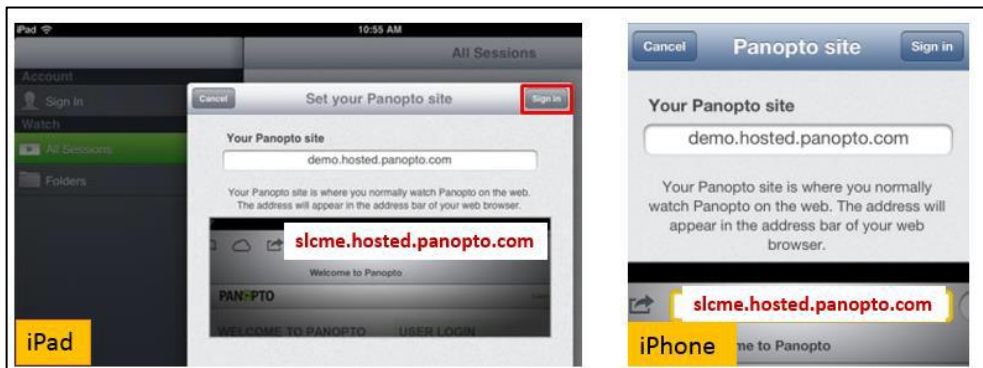
1. Go to the **App Store**.
2. Search for Panopto and click **install**

Using the App for the First Time

1. After the app has completed installing, click the **Panopto App** icon to open.
 - a. For iPad users, tap **Sign In** in the top left corner
 - b. iPhone users, click the **menu button** which looks like this:  (located in the top left corner), then tap **Sign In**



2. If it is your first time logging in, you will be prompted to enter the Panopto Server URL. Enter **slcme.hosted.panopto.com**.



3. This will take you back to the login screen

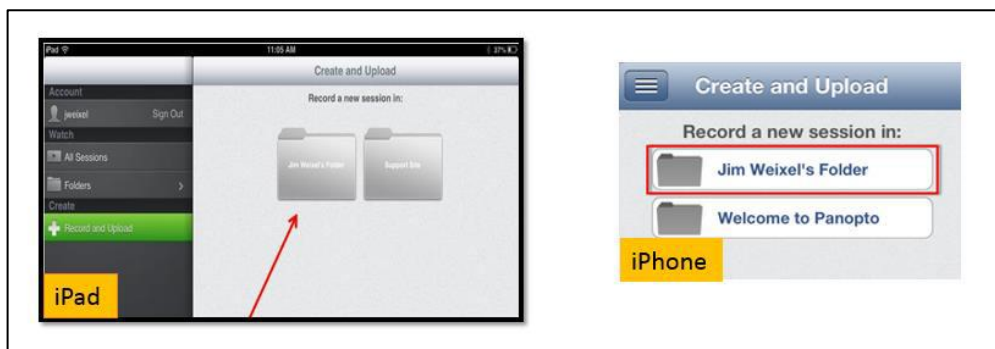




4. Enter your Panopto username and password and click Sign In

Create Recordings

1. To create a recording, tap **Record and Upload**. Then tap the folder that you want to store the file in once completed.



2. Enter a file name for the session you are about to record
3. Then, tap **Record a new video** to begin recording



4. Once you are finished recording, you have three options:
 - a. To preview the video, tap **Play**

- b. To re-record the video, tap **Retake**
- c. When you are happy with the video, tap **Use**

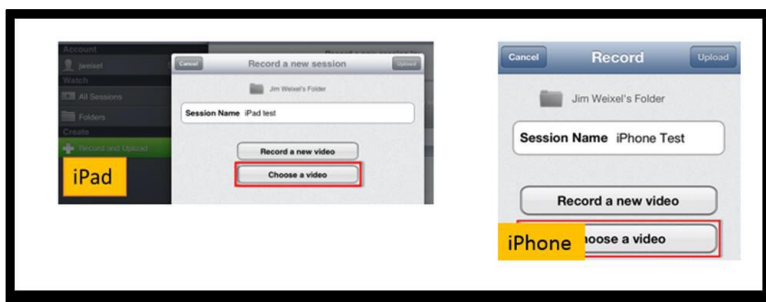


Upload Existing Videos

1. To upload your video to the Panopto Server, tap **Upload**



2. To upload an existing video,
 - a. iPad users, tap **Record and Upload**
 - b. iPhone users, tap the **menu button**, then tap **Record and Upload**



3. Tap the folder where you want to upload the session.
4. Enter a **session name**,
5. Tap **Choose a video** to upload a video from your device.
6. Follow the instructions on the screen.

Note: Videos can take a substantial amount of time (10+ minutes) to upload to Panopto from the iPhone/iPad. The amount of time is dependent on the size of the video and the internet connection being used. Use WIFI connections rather than mobile data wherever possible. Uploading video uses a substantial amount of data.

