

Creating Quizzes in Panopto

2018

School of
**Contemporary Teaching
& Learning**

St. Lawrence College

Table of Contents

Part 1: Creating Quizzes in Panopto	1
Part 2: Viewing Quizzing Results.....	3

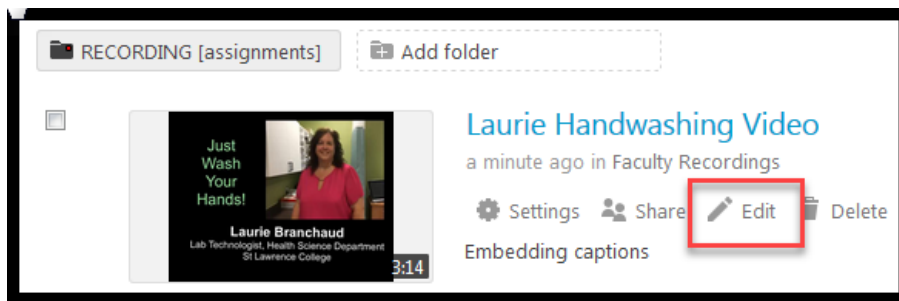
Creating Quizzes in Panopto

Part 1: Creating Quizzes in Panopto

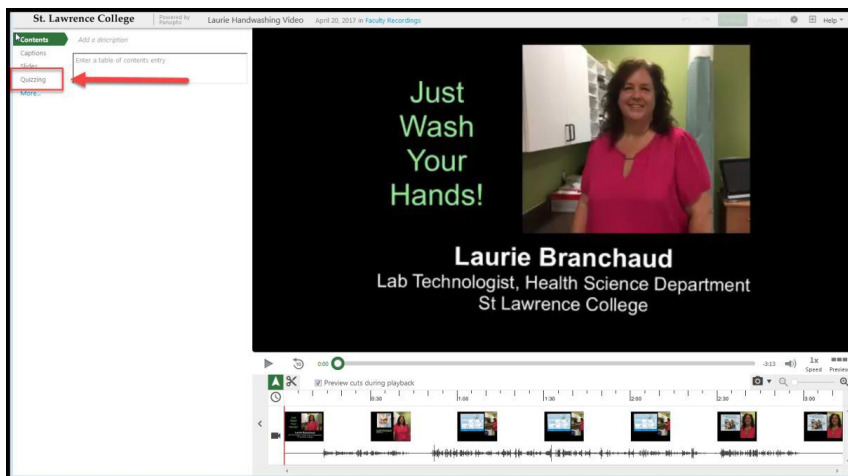
It is possible with Panopto to add quiz questions to any previously Panopto video at any point during the presentation. During playback, when it is time for a Quiz the video will pause until the question(s) is/are answered.

Please note: Currently quizzing is only available in the Panopto Viewer. Work is being to incorporate this feature to the embedded players, mobile devices, and tablets.

1. Open your chosen session in the Panopto editor

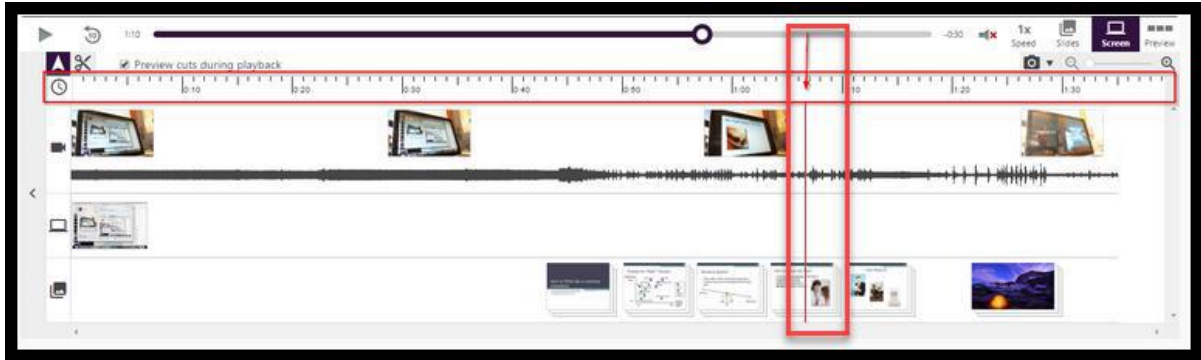


2. In the left navigation pane, click on the quizzing link

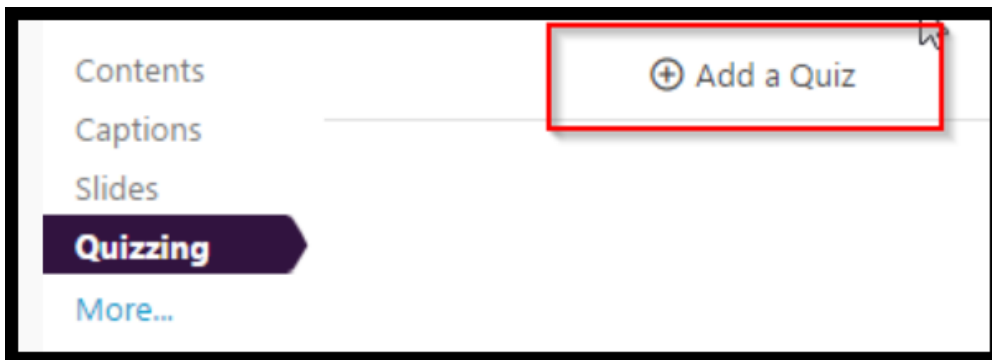


3. Using the **pointer tool**, navigate in the Timeline to where you want to put a quiz.

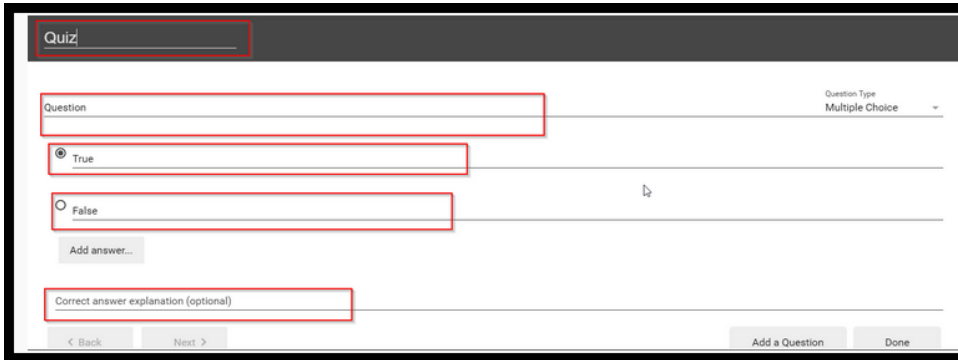





- Click on the **Add a Quiz** button. The Quiz will appear in your secondary stream area.




- The form has several different fields, including **Quiz Name**, **Answers**, and **Correct Answer**



- Within the form, you can select the drop down menu in the top right corner to show different types of quiz questions. The quiz options include True/False, Multiple Choice, and Multiple Select. The default is set to Multiple Choice.



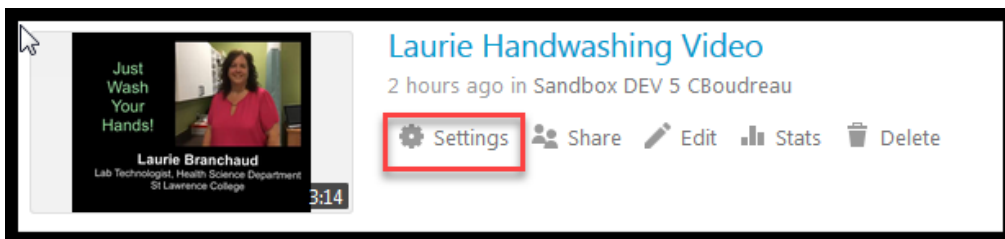
- Once you have added all of your questions, click the **Done** button at the bottom of the form. You will then be directed to the Options page for this Quiz.



- When you are finished, click the publish save button

Part 2: Viewing Quizzing Results

- To access the results of a quiz, locate your video and click on the **Settings** icon.



- On the left, click **Quick Results** tab to display the results.



The screenshot shows the 'Quiz Results Summary' for a video titled 'Laurie Handwashing Video'. The interface includes a sidebar with navigation options like Overview, Share, Outputs, and Quiz Results (which is highlighted). The main content area displays a table with columns for Section, Position, and Results. Below this, there is a 'Detailed Results By Section' section with a dropdown menu set to 'Quiz'. This section contains a table of questions and their results, followed by a user-specific breakdown for 'Carolle BoudreauAdmin' showing their performance on each question.

Section	Position	Results
Quiz	02:59	3/3 (100%)

Section	Question	Type	Results
Quiz	1: Question 1: How many hospital patients have at least 1 he...	Multiple Choice	1/1 (100%)
	2: Question 2: How long should you be washing your hands ...	Multiple Choice	1/1 (100%)
	3: Question 3: There are 4 importnat moments for hand hygi...	Multiple Choice	1/1 (100%)

User	Results
Carolle BoudreauAdmin (Blackboard\bbedevcb)	3/3 (100%)

- From this tab, you can see **Quiz Results Summary** which shows the total number of correct answers and questions as well as the percentage correct for each quiz. You are also able to get a more detailed view of results by section. Click the Section dropdown to select which quiz section to drill into. You can also expand each user to see which questions they got correct and which questions they got incorrect

